



# Copyrights

Text, illustrations and examples have been produced with great care. The editor is neither legally nor in any other way liable for incorrect information given and its possible consequences.

This document is protected by copyright. All rights reserved. Without written approval no part of this document may be reproduced through photocopying, microfilming or any other procedure, nor may it be translated into a language used by machines, especially data-processing plants. Rights are likewise reserved for quotation in lectures, on radio and television.

Microsoft, Windows 2000, Windows XP, Windows Vista, Windows 2003, Windows 2008 and Windows 2007 are registered trademarks of Microsoft Corporation, Redmond, USA. O&O and the O&O-logo are registered trademarks of the O&O Software GmbH, Berlin.

Rev. 25.09.200915:18

©2002-2009 O&O Software GmbH • Am Borsigturm 48 • 13507 Berlin • Germany

<http://www.oo-software.com>

# Contents

---

- About O&O DriveLED 3** ..... 1
  - Overview of features..... 1
- System Requirements**..... 2
- Installation**..... 3
  - Note on licensing..... 3
  - Enter license..... 3
  - Uninstall..... 4
- Online registration**..... 5
  - What are the advantages of online registration at O&O?..... 5
  - How does online registration work?..... 6
- Getting Started**..... 7
  - Hard Disk Drives..... 7
  - Monitoring CD/DVD Drives..... 7
  - Monitoring Tape Drives..... 8
  - Network drives..... 8
  - Dynamic Drives..... 8
  - Status Updates..... 8
  - Advanced settings..... 8
- Monitoring with S.M.A.R.T.**..... 9
  - Explanation of S.M.A.R.T. Readout..... 9
  - Self Test..... 11
  - TrayIcon..... 12
- Support and Contact**..... 13
- End user license agreement 2.1 (EULA)**..... 14

## About O&O DriveLED 3

No single part of the modern computer system is more susceptible to malfunction than the hard disk. In fact, such a malfunction can be unavoidable. With Windows-based O&O DriveLED, however, you now have the ability to recognize a potential malfunction before it happens. You can then secure your data and, through the removal of affected hard disk drives, potentially avoiding a fatal loss of data.

While O&O DriveLED makes it possible for you to see your hard drive's built-in LEDs on your computer screen, this is just the beginning. In addition, you now have the possibility of monitoring all of your virtual drives, such as network drives, being able to clearly distinguish between read-access and write-access.

### **S.M.A.R.T.**

Furthermore, O&O DriveLED, with the help of S.M.A.R.T. (Self-Monitoring, Analysis, and Reporting Technology), thoroughly evaluates the data on your hard disk and warns you of potential problems that may arise. A detailed monitor provides continuously updated data about your hard disk: From the number of successful system boot-ups to its current temperature.

O&O DriveLED not only contributes greatly to your system's security and the sustainable availability of your data, but is the correct solution for SMART inspections of your hard disk.

We hope you take joy in using our product! Should you have any questions about this product, please do not hesitate to contact us.

Your O&O Software GmbH

[www.oo-software.com](http://www.oo-software.com)

## Overview of features

- Tracking and display of read/write access for logical volumes
- Tracking and display of current storage capacity for logical volumes
- Automatic monitoring of all S.M.A.R.T. properties
- Tracking and display of current temperatures for all hard disk drives (if supported by hard disk)
- Prognosis of remaining operational life for all hard disk drives
- Self tests run directly in Windows without the creation of a boot disk!
- Warning notification of possible operational errors on all hard disk drives
- Support of all windows-compatible hardware volumes
- Support of all SCSI disk drives

## System Requirements

- The system requirement of each operating system have to be fulfilled
- 10 MB free hard disk space for installation
- Windows™ 7, Vista®, XP, 2000, Server 2003, 2008, 2008 R2 (all Editions, from Windows XP/Server 2003 each 32-bit/64-bit support)

### Access Permissions

To install O&O DriveLED, you require local administration permissions. This is likely to be the case if you've been able to install other applications.

# Installation

The Installation of O&O DriveLED is very simple. Please follow the steps below:

1. Start the computer on which you wish to install O&O DriveLED.
2. Sign in as an administrator or equivalent.
3. Start the O&O DriveLED installation file that you downloaded from our web server or that is found on your CD-ROM.
4. After the setup program has been successfully initialized, please follow the installation dialogue.
5. Also, you can decide if you want to grant access to O&O DriveLED the current or all users.

## More:

[Note on licensing](#)

[Enter license](#)

[Uninstall](#)

## Note on licensing

O&O DriveLED needs to be licensed per computer; in other words, you have to purchase a license for each computer where you want to employ O&O Defrag. You are not allowed to transfer this license on another computer.

If you would like to implement O&O DriveLED in your company or as a technician for your customers, then please contact one of our resellers or our Sales Department.

## Test version

If you do not enter a valid license key, you can still use O&O DriveLED as a fully functional trial version for a limited time. Should you have any questions, please contact our Support Team.

## Enter license

In order to activate O&O DriveLED after installation or to gain access to the Full Version at a later time, you must possess a valid license key. This license key is also called a registration code, serial number, or product ID.

The dialogue for registration always appears automatically at the start to guide you if you are using an unregistered version or have entered the registration code incorrectly.

The registration wizard allows for a simple registration process. When you select the option **Enter your Registration Code**, a dialog box will appear where you can enter the registration code you received when purchasing the software. Please make sure that you do not confuse the digit "1" with "l" or enter any empty spaces where they don't belong.

Press **Next** to save the registration data or **Cancel** to leave the dialog window without saving the data.

When you have correctly entered the license code you will receive confirmation in the dialog window.

Should you run into any problems when entering your registration code, please contact our Support Team.

**Note:** If you do not enter a valid license key, you can use O&O DriveLED as test version. Should you have any questions, please contact our Support Team.

O&O DriveLED  
Version 3.0 Build 1937

Please enter your name, your company's name, and your serial number in the fields. Confirm your entries with 'Next'.

Name: <Your Name>  
Company: <Your Company>  
Serial#: XXXX-XXXX-XXXX-XXXX-XXXX

[Import file from License Information](#)  
[Add License Information from the clipboard](#)

[Additional Information](#) | [Privacy](#)      < Précédent    Suivant >    Annuler

Registration Wizard: Enter the License Key

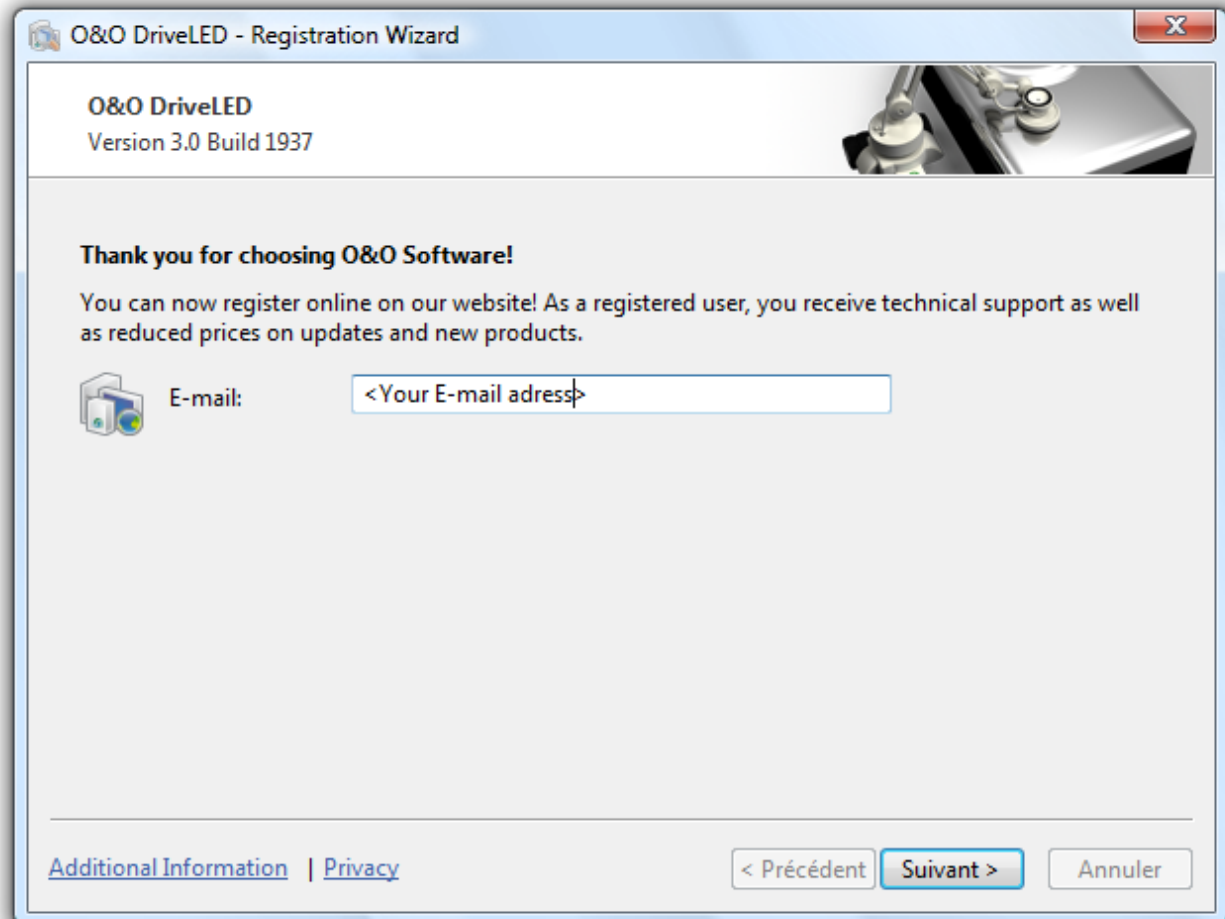
## Uninstall

To uninstall O&O DriveLED, please follow these steps:

1. Open the Control Panel from the Start menu.
2. Click on **Add/Remove Programs**.
3. Select **O&O DriveLED** from the list of installed software.
4. Click **Remove**.
5. The O&O DriveLED uninstallation program will be started.
6. Confirm then the uninstallation of O&O DriveLED.

## Online registration

In order to register online, you will need the license key, which you have received when you purchased the program. This license key is also called a registration code, serial number, or product ID.



Online registration

**More:**

[What are the advantages of online registration at O&O?](#)

[How does online registration work?](#)

**What are the advantages of online registration at O&O?**

Online registration gives you the benefit of having your customer data kept safely on our files, which means we can provide you with even better service. This comes in very handy if, for example, you're unable to find the access code to your product. The access code is needed for making Updates or re-installing the O&O programs on your computer if it ever needs to be set-up again.

Further advantages will let you:

## Online registration

- Be supplied with the latest information about our products
- Make free updates on new versions of purchased items (minor updates)
- Upgrade to a new version at a special discount price (major update)
- Obtain support from our Customer Service
- And much, much more...

### **How does online registration work?**

If your O&O program was purchased on our Online Shop, you've automatically registered with us. If you've started the O&O program from CD, you will be asked to register online after the installation is complete. You then have the option of either registering immediately or at another time. All you'll need is a functioning Internet connection and a valid license key.

You may also complete the registration form right here:

<http://www.oo-software.com/register>

Just return the completed online form by clicking "Send" and you'll be eligible to take full advantage of our O&O Customer Service.



**Note:** These drives can only be monitored when valid media has been inserted into the drive.

## Monitoring Tape Drives

Tape drives can be monitored as well. Select View in the context menu and then **Monitor tape drive**.

**Note:** These drives can only be monitored when valid media has been inserted into the drive.

## Network drives

In addition to hard drives you can also observe access to the network drives. To activate this function, go to **View** in the context menu and then click on **Monitor network**. Once activated, all assigned network drives will be displayed along with the hard drives indicators.

## Dynamic Drives

Finally, it is possible to monitor dynamic drives along side CD/DVD drives. Such drives include floppy drives, USB sticks, and digital cameras. To activate this feature, go to **View** in the context menu and click **Monitor dynamic drives**.

**Note:** These drives can only be monitored when valid media has been inserted into the drive.

## Status Updates

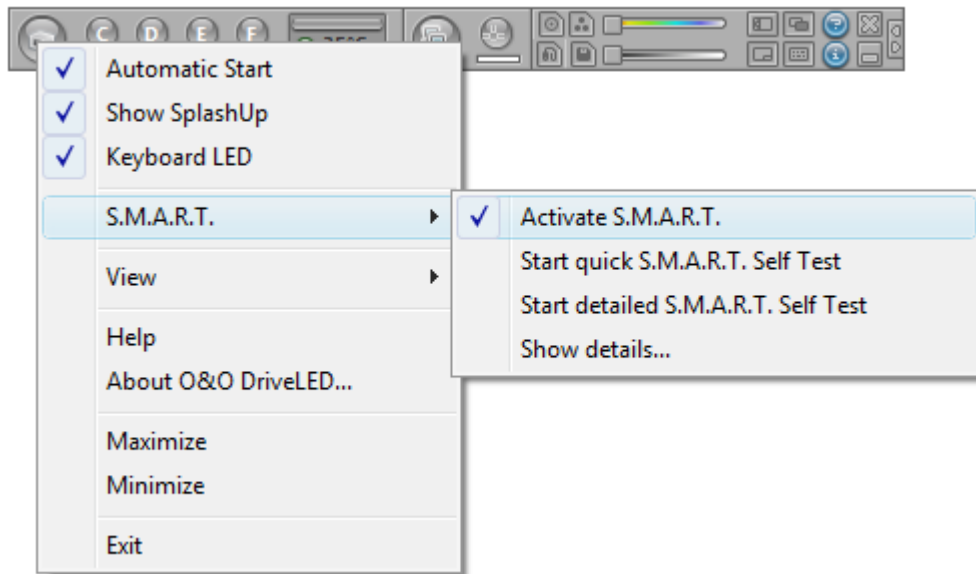
When you activate S.M.A.R.T. , an oval-shaped indicator will appear next to the hard disk drive indicators. With this indicator you can monitor the current temperatures of your hard drives (as long as your hard drive supports this function). The status bar in the upper part of the display gives you information regarding the overall condition of the hard drive. The more units visible in the status bar, the better the condition of the hard drive. Should problems occur while S.M.A.R.T. is activated, the entire indicator will turn red. More information about this feature you can find below in the chapter regarding [S.M.A.R.T.](#)

## Advanced settings

All other options available in O&O DriveLED can be found In the context menu. You can automatically align the program window to the edge of the screen and adjust the transparency of the program window to a desired level.

## Monitoring with S.M.A.R.T.

O&O DriveLED takes advantage of a hard disk's integrated S.M.A.R.T. (Self-Monitoring, Analysis, and Reporting Technology), in order to manage the condition of the drives. In doing so, the program gives a readout of values for the characteristic 'attributes' determined during the hard drive's 'self-diagnostic'. These 'attributes' could be, for example, the total number of operating hours or the rate of read errors. These values change with time and, in turn, show the wear and tear on the drive itself.



S.M.A.R.T. Readout of a Hard Drive

Along with the model and serial number of the hard drive, O&O DriveLED displays these attributes in a detailed window accessible through the context menu.

Some of these attributes can be displayed directly in the ControlCenter. Once you activate S.M.A.R.T. in the context menu, four new details will appear in the main window. They display the number of boot procedures, current temperature, and the number of both read and write errors.

### More:

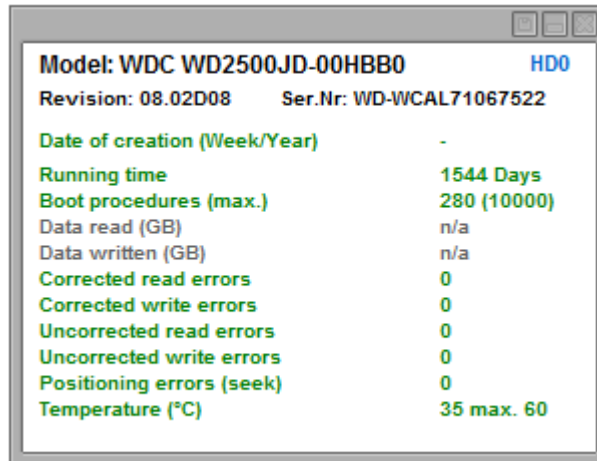
[Explanation of S.M.A.R.T. Readout](#)

[Self Test](#)

[TrayIcon](#)

## Explanation of S.M.A.R.T. Readout

The table below explains the different information O&O DriveLED is designed to display. Depending on the make and manufacturer of your hard disk, it is possible that not all values can be displayed.



S.M.A.R.T.-Information of a hard disk

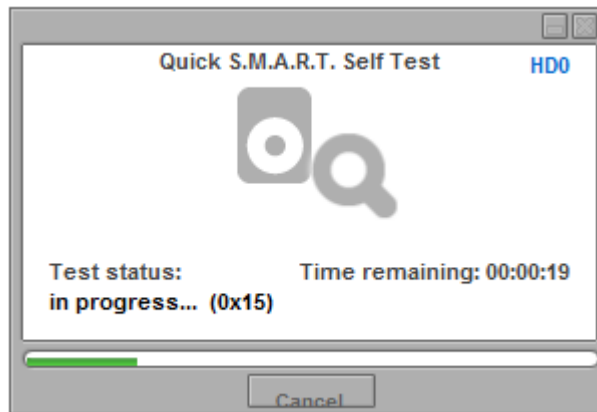
<b>Date of Manufacture</b>	<b>Week and year of the hard disk drive's manufacture</b>
Running time	Overall running time of the hard drive measured in days (one day equaling 24 hours)
Boot Procedures	Number of times the hard drive has been booted
Data Read (GB)	Volume of read data in Gigabytes up to this point
Data Written (GB)	Volume of written data in Gigabytes up to this point
Corrected Read Errors	Number of corrected read errors. In other words, errors that could be corrected internally by the hard drive
Corrected Write Errors	Number of corrected write errors. In other words, errors that could be corrected internally by the hard drive
Uncorrected Read Errors	Number of read errors that could not be corrected internally by the hard drive, leading, in turn, to faulty data transmissions.
Uncorrected Write Errors	Number of corrected write errors. In other words, errors that could be corrected internally by the hard drive
Positioning Error	Number of positioning errors having occurred during the reading and/or writing of data

Temperature

Current and maximum allowed temperature of the hard drive in degrees Celsius

## Self Test

Every hard drive with S.M.A.R.T. is capable of running self tests. The manufacturers normally offer various tools requiring the user to reboot the computer from a specific boot disk. O&O DriveLED now gives you the possibility of initializing a self test with the click of the mouse. Go to the heading **Self Test** in the context menu and select whether you would like a quick or detailed self test. A self test can be aborted at any time.



Running S.M.A.R.T. Self Test from O&O DriveLED

During the course of the test, the different functions of the hard drive are systematically analyzed. Specific tests include, but are not limited to: an examination of the interface, surface, and mechanics (including all read elements); an assessment of the error protocol; and finally, a diagnostic of the S.M.A.R.T. system itself.

After the self test is completed and no errors are found, the respective categories will be lit up green. If errors occur, they will be reported. Should this be the case, it is recommended to contact the hardware manufacturer.

Test Status	Description
0	OK – Test successfully completed
0x3	Test not possible
0x4	Unknown hardware error
0x5	Electronic hardware error
0x6	Servo Hardware Error
0x7	Read Unit Error

0x15	Test still running (no definitive results)
------	--

## Trayicon

O&O DriveLED also displays the current status of your hard drives in Windows' task tray. With this indicator you can determine whether your various drives are operating correctly or an error has been reported.

**Note:** In order to take advantage of this feature, S.M.A.R.T. must be activated with all drives supporting this functionality.



Green Status – All drives are working properly



Red Status – At least one drive has reported a problem. Please check the S.M.A.R.T. of all drives, as soon as possible.

## Support and Contact

To receive more information about O&O DriveLED, please visit our website, [www.oo-software.com](http://www.oo-software.com), and get the latest information about product developments and support. Also included on our website are regularly updated FAQs and Knowledge Bases that address the most common problems and questions regarding our products.

All registered customers receive installation and product support, free of charge, for the first 90 days after registration. When contacting our Support Team, please do not forget to have your registration code available.

In addition, it may be helpful to read the Frequently Asked Questions (FAQ) section of our website before contacting our Support Team. It is always possible that your specific question or problem may have already been addressed.

### **O&O Software**

Address:	Am Borsigturm 48 13507 Berlin Germany
Telephone:	+49(0)30 4303 4303
Fax	+49(0)30 4303 4399
Web	<a href="http://www.oo-software.com">www.oo-software.com</a>
e-mail	<a href="mailto:sales@oo-software.com">sales@oo-software.com</a> <a href="mailto:support@oo-software.com">support@oo-software.com</a>

### **Authorized Resellers**

Our authorized reseller partners in over 30 countries stand ready to assist you with answers to all questions regarding the licensing and purchase of our software products. Their names and addresses may be found on our website, under the heading "Partner – Find Resellers". We would also be more than happy to assist you in finding the partner closest to you.

# End user license agreement 2.1 (EULA)

O&O Software

General and Specialized Section

## General Section

IMPORTANT – PLEASE READ CAREFULLY

This End User License Agreement (EULA) is organized into 2 sections: a general part, which is valid for all O&O products, and a specialized part, which includes the particular terms of each corresponding product. By accepting both parts of the license terms they automatically form part of your contract with O&O Software, Am Borsigturm 48, 13507 Berlin. If you have any questions regarding this contract and the license terms, our Service Team is available to help you under [info@oo-software.com](mailto:info@oo-software.com).

The software product is protected by copyright laws and international copyright contracts as well as other laws and agreements concerning intellectual property.

### 1.Object and form of delivery

(1) You receive the software covered by the contract in executable form (Binary code) together with the relevant documentation released by O&O according to Section (6).

(2) The software provides the range of functions described in the given documentation. The documentation regarding functionality may be consulted prior to concluding the contract in the internet presentation on the following site <http://www.oo-software.com/>.

(3) Delivery will be made according to the way in which you have purchased the software, either by having a disk directly handed over or sent by mail to an address you have supplied or through the forwarding of license as well as any required download information to a given E-mail address.

(4) If you are currently receiving updates as part of a maintenance agreement, these will continue to be supplied in the same way as the initial software delivery, i.e., for a disk sent by mail, a disk containing the update will be sent to the given address: for electronically delivered keys, a key for downloading updates will be sent to the given E-mail address.

(5) Changes to the delivery or E-mail address can only be taken into consideration when they are supplied in writing or by E-mail to the address or E-mail address indicated on <http://www.oo-software.com> at least two weeks before delivery of the update.

(6) A printed copy of the documentation will not be included in delivery. The documentation consists primarily of electronic aids.

### 2.Requirements for application (system requirements)

(1) Installation of the software is not part of the agreement.

(2) Depending on the software, there are certain system requirements that must be met in order to use the software according to the terms of this contract. These will be defined according to each product in the specialized section of this contract.

### 3.Rights of use, including test versions, unauthorized transfer, and application

## End user license agreement 2.1 (EULA)

(1) O&O grants you, upon payment of the agreed one-time fee, a permanent, spatially unlimited and non-exclusive right to use the software.

(2) Test versions – if you have installed a test version of one of our products taken from the O&O Website <http://www.oo-software.com/>, the right of use will be, according to the program, for a limited time only and/or technically restricted.

(3) One copy of the software is entitled to be used on a maximum of one (1) output device/workstation simultaneously.

(4) If you want to use the software on more than one output device/workstation, the rights of use must be extended accordingly. To find out which O&O products are also available as volume licenses, please consult (<http://www.oo-software.com/>). The separate price list concerning O&O Volume Licenses will apply to extending the rights of use without redelivery.

(5) Any use beyond that agreed upon in the contract is one in violation of the contract. In such a case, you are required to report this use that exceeds the rights of use to the supplier without any delay. The parties will then try to bring about an agreement for extending the rights of use. For the duration of the excessive usage, i.e., until the conclusion of such an agreement or the cessation of the excessive usage, you are required to pay compensation for this excessive usage according to the amount indicated in our price lists. The amount of compensation will be calculated on the basis of a four year, straight-line depreciation. If we are not informed of the excessive usage, a contract penalty in the amount three times the price of the usage indicated in the price list will be due O&O.

(6) You are entitled to create a backup copy of the software and to conduct ordinary data backups. The creation of more copies than the amount needed for the backing up of any future usage (including the backup copies and data backups) is not allowed.

(7) Copyrights and other trademarks within the software may not be altered or removed. They must be transferred onto every copy of the software.

(8) Unauthorized transfer – only when you have purchased the software with an accompanying disk are you permitted to transfer it and then, only under the following conditions: a resale of the software is only permitted when it involves an entire software copy, i.e., by surrendering your own usage of the purchased copy, you are entitled to transfer these rights of use of the disk onto a third party according to the terms of the agreement existing between you and O&O. When making such a transfer, you are required to hand over to the third party all materials related to the software that are covered in the contract and to delete the software from any storage volumes (e.g., hard disks) remaining in your possession.

(9) Unauthorized rental and service – The purchase of this contract does not entitle you to any public transfer or rental of the software. You are also not entitled to include the software as part of your providing services for and in the presence of any third parties. You may purchase an appropriate license from O&O for doing this.

### **4.Payment**

(1) The prices are given with the corresponding sales taxes included, unless otherwise indicated.

(2) Test versions – Downloads of test versions offered by O&O are provided free of charge, unless otherwise indicated.

(3) If you receive updates of your programs as part of a Maintenance Agreement, the terms of payment in these contracts will apply to these Maintenance Agreements.

(4) O&O is entitled to forward any data it has received onto third parties requiring it for purposes of collection.

(5) Until payment is made in full, O&O retains possession of all rights, particularly those concerning copyrighted rights of use, on the materials included in this contract. O&O is specifically entitled to cancel a contract, for example, when your payment is delayed, it prohibits the further using of the software and demands the surrendering of all copies or this being impossible, to demand their deletion. Should a third party have access to the object of purchase before payment is completed for the contractual software, you are required to inform this third party about the object being the property of O&O and to inform O&O, in writing, about the third party's access.

### **5. Material defect and defect of title**

(1) The software package or download you receive is free of any material defect or defect of title.

(2) A material defect exists when the software is unable to be used as described in the documentation appearing on the website and included in delivery or available for downloading.

O&O is constantly checking to make sure that other sources are not misrepresenting the functions and properties of the software as described in the documentation. You can therefore assume that any descriptions beyond those found in the software documentation have not originated with O&O and are also unknown to it. Please inform O&O if you learn of any software descriptions that include functions and properties not mentioned in the documentation.

(3) Please inform O&O if you learn of any software descriptions that include functions and properties not mentioned in the documentation.

(4) Any claims concerning defects of material and/or title related to the software have a limitation period of two years subsequent to delivery of the program or transmission of the serial number needed for downloading. If you are not a private individual, the warranty period is shortened to one year.

If O&O has fraudulently concealed a material defect, a three year limitation period will cover claims related to this defect.

Payment for compensation that you might have been entitled to as a result of cancellation or an abatement can be refused upon expiration of the limitation period.

(5) You are required to inform O&O, in writing if possible, of any defects that arise immediately upon their discovery. While doing so you should also describe, as well as possible, how the defect is communicated, the effect it has on the program, and under which circumstances it occurs.

(6) Should defects be reported to O&O within the limitation period, it will undertake a cure free of charge.

(7) As part of the cure, the corrected software will be redelivered as agreed. An on-site analysis and correction of the error on your system will not take place.

O&O assumes the ensuing expenses for the cure, in particular the costs for transport, labor, and material. You are personally responsible for installation. O&O specifically does not assume on-site installation as part of its obligation with regard to defects of material or title.

Should a change of the program be required as part of the cure, O&O will make the necessary changes in the documentation without any charges.

(8) After the unsuccessful expiration of a deadline you set for cure, you can cancel the contract or reduce the purchase price and demand compensation instead of service or the replacement of any futile expenditures.

(9) A deadline is not required when

- a) O&O refuses both kinds of cure, even if it is entitled to do so as a result of the arising expenses or
- b) the cure is impossible or
- c) the cure is unacceptable to you or
- d) the cure is unsuccessful.

A subsequent improvement is considered a failure after the second unsuccessful attempt unless there is something particular about the type of software or the defect itself or the surrounding circumstances that would indicate otherwise.

(10) You are not entitled to cancel the contract if the defect is negligible, nor may you, in this event, demand compensation instead of full service.

(11) In the event of cancellation, compensation is due for any uses made. The compensation for use will be based on a four year, straight-line depreciation of the purchase price.

(12) As a result of the abatement, the purchase price will be reduced by the amount which is calculated for deducting the defect from the value of the software. The standard used will be its value at the time the contract was concluded. The amount, when necessary, is to be calculated by estimation. As a result of this reduction, any amount larger than that paid for the reduced purchase price will be refunded.

If it turns out that a reported problem did not arise as a result of a defect in the software and if you can be accused of malice or gross negligence, then O&O is entitled to invoice you for: 1) services; 2) the expenses for analysis and; 3) correction of the problem, according to the amount stated in the price list.

(14) The seller's warranty is canceled when changes are made on the software without expressed written consent or when the software is not used as intended or used in an improper software environment, unless you can prove that these facts had nothing to do with the problems that occurred.

## **6.Limitation of compensation**

(1) O&O is liable for compensation for every legal ground to the extent described in the following provisions.

(2) The extent of liability of O&O for damages caused by malice or gross negligence arising from O&O itself or one of its vicarious or legal agents is unlimited.

(3) There is no limit to the extent of liability of O&O or any of its legal or vicarious agents for damages involving injury to life, physical well-being or health, or for simple breach of duty.

(4) There is unlimited liability for damages caused by serious organizational fault on the part of O&O as well as for damages arising from a missing guaranteed characteristic.

(5) For the breach of an essential contractual duty, O&O is liable for damages normally foreseen in a contract when none of the instances in provisions (2) – (4) applies.

(6) Any further liability for compensation is excluded, specifically excluded is liability without fault.

(7) Liability as defined by the product liability law remains untouched.

(8) If damage can be traced to have arisen through a fault on the part of O&O as well as on the part of yourself, you must have your share of the fault evaluated.

You are responsible for making a standard backup of your data at least once a day. For data loss caused by O&O, O&O is only liable for the expense of duplicating the data on your backup copies that need to be created and for the restoration of data which would have also been lost during a standard backup procedure.

## **7. Final provisions**

(1) You may only balance claims from O&O with indisputable or legally valid claims.

(2) Changes and amendments to this contract must be made in writing. This also applies to changes to this provision.

(3) The contract is subject to German law. The uniform UN purchasing law (CISG) as well as the UNIDROIT Factoring Agreement of Ottawa do not apply.

(4) Any general terms and conditions on your part will not be applied.

In the event you are not a private individual or a resident of the Federal Republic of Germany, we agree that the district court in Berlin will be the competent court for litigation arising from this contract.

## **8. Contact**

If you have any questions concerning the O&O Software License Agreement or wish to speak with O&O, please get in touch with us.

O&O Software GmbH, Am Borsigturm 48, 13507 Berlin, Germany.

Telephone: +49 (0)30 4303 4303, Fax: +49 (0)30 4303 4399

E-Mail [info@oo-software.com](mailto:info@oo-software.com) / [sales@oo-software.com](mailto:sales@oo-software.com), Web [www.oo-software.com](http://www.oo-software.com)

## **Special section**

### **O&O BlueCon**

Important note on the Windows PE Start CD

The Microsoft® Windows™ Preinstallation Environment contained in this hardware or this software may only be used for starting, diagnosing, setup, restoration, installation, configuration, testing or disaster recovery.

## End user license agreement 2.1 (EULA)

NOTE: THIS SOFTWARE CONTAINS A SECURITY FEATURE THAT WILL CAUSE END USER'S SYSTEM TO REBOOT WITHOUT PRIOR NOTIFICATION TO THE END USER AFTER 72 HOURS OF CONTINUOUS USE.

Amendment to: 2. Requirements for application (system requirements)

The software requires the Windows 2000 (all Editions), Windows Server 2003 (all Editions), Windows XP (all Editions), Windows Vista (all Editions) or Windows Server 2008 (all Editions) operating systems. Usage within the terms of this contract is not achieved without the application of these operating systems.

The product at hand can only be employed according to the acquired license. The following license types exist for O&O BlueCon:

### O&O BlueCon Admin Edition

You are authorized to install and use the software product on all computers a) in the possession of the company (legal person or natural person(s) in the case of corporations) owning the license and b) all located at a single site. This license is bound to a single natural person and is non-transferable.

### O&O BlueCon Tech Edition

You are authorized to install and use the software product on all computers. This includes computers that do not belong to the company owning the license (also known as Service Technician's License). This license is bound to a single natural person and is non-transferable.

## **O&O CleverCache**

Amendment to: 2. Requirements for application (system requirements)

### O&O CleverCache Professional Edition

The software requires the Windows 2000 Professional or Windows XP (all Editions) or Windows Vista (all Editions) operating systems. Usage within the terms of this contract is not achieved without the application of these operating systems.

### O&O CleverCache Server Edition

The software requires the Windows 2000 (all Editions), Windows Server 2003 (all Editions), Windows XP (all Editions), Windows Vista (all Editions) or Windows Server 2008 (all Editions) operating systems. Usage within the terms of this contract is not achieved without the application of these operating systems.

## **O&O Defrag**

Amendment to: 2. Requirements for application (system requirements)

### O&O Defrag Professional Edition

The software requires the Windows 2000 Professional or Windows XP (all Editions) or Windows Vista (all Editions) operating systems. Usage within the terms of this contract is not achieved without the application of these operating systems. Control of the program through a network management is not possible.

### O&O Defrag Workstation Edition

The software requires the operating systems Windows 2000 (all editions), Windows Server 2003 (all editions), Windows XP (all editions), Windows Vista (all editions), or Windows Server 2008 (all editions).

Usage within the terms of this contract is not achieved without the application of these operating systems. The O&O Defrag Workstation Edition may be used on computers with or without the user interface. You are entitled to control this program over the separately obtainable network manager.

#### O&O Defrag Server Edition

The software requires the Windows 2000 (all Editions), Windows Server 2003 (all Editions), Windows XP (all Editions), Windows Vista (all Editions) or Windows Server 2008 (all Editions) operating systems. Usage within the terms of this contract is not achieved without the application of these operating systems. The O&O Defrag Server Edition may be used on computers with or without the user interface. You are entitled to control this program over the separately obtainable network manager.

#### **O&O DiskImage**

##### Important note on the Windows PE Start CD

This note is only valid for the O&O DiskImage Professional and the Server Edition Start CD. The Microsoft® Windows™ Preinstallation Environment (Windows PE) is not a part of O&O DiskImage Express and the Workstation Edition!

The Microsoft® Windows™ Preinstallation Environment contained in this hardware or this software may only be used for starting, diagnosing, setup, restoration, installation, configuration, testing or disaster recovery.

NOTE: THIS SOFTWARE CONTAINS A SECURITY FEATURE THAT WILL CAUSE END USER'S SYSTEM TO REBOOT WITHOUT PRIOR NOTIFICATION TO THE END USER AFTER 72 HOURS OF CONTINUOUS USE.

Amendment to: 2. Requirements for application (system requirements)

##### O&O DiskImage Express Edition

The software requires the Windows 2000 Professional or Windows XP (all Editions) or Windows Vista (all Editions) operating systems. Usage within the terms of this contract is not achieved without the application of these operating systems. Control of the program through a network management is not possible.

##### O&O DiskImage Professional Edition and Special Edition

The software requires the Windows 2000 Professional or Windows XP (all Editions) or Windows Vista (all Editions) operating systems. Usage within the terms of this contract is not achieved without the application of these operating systems. Control of the program through a network management is not possible.

##### O&O DiskImage Workstation Edition

The software requires the operating systems Windows 2000 (all editions), Windows Server 2003 (all editions), Windows XP (all editions), Windows Vista (all editions), or Windows Server 2008 (all editions). Usage within the terms of this contract is not achieved without the application of these operating systems. The O&O DiskImage Workstation Edition may be used on computers with or without the user interface. You are entitled to control this program over the separately obtainable network manager.

##### O&O DiskImage Server Edition

The software requires the Windows 2000 (all Editions), Windows Server 2003 (all Editions), Windows XP (all Editions), Windows Vista (all Editions) or Windows Server 2008 (all Editions) operating systems. Usage

## End user license agreement 2.1 (EULA)

within the terms of this contract is not achieved without the application of these operating systems. The O&O DiskImage Server Edition may be used on computers with or without the user interface. You are entitled to control this program over the separately obtainable network manager.

Amendment to: 3. Rights of use, including test versions, unauthorized transfer, and application

Creation and restoration of images

The source computer and each target computer are required to hold licenses, to create and restore images using O&O DiskImage. One license is sufficient under the previously mentioned terms, if the source and the target computer is one non-virtual workstation. Each virtual machine is seen as an independent computer; in other words, each virtual machine needs its own license.

### **O&O DiskRecovery**

Amendment to: 2. Requirements for application (system requirements)

The software requires the Windows 2000 (all Editions), Windows Server 2003 (all Editions), Windows XP (all Editions), Windows Vista (all Editions) or Windows Server 2008 (all Editions) operating systems. Usage within the terms of this contract is not achieved without the application of these operating systems.

The product at hand can only be employed according to the acquired license. The following license types exist for O&O DiskRecovery:

#### O&O DiskRecovery Personal Edition

You are authorized to install and use the software product on only one computer. Other limitations may apply in the software itself. Please consult the software documentation for more information on these limitations.

#### O&O DiskRecovery Admin Edition

You are authorized to install and use the software product on all computers

a) in the possession of the company (legal person or natural person(s) in the case of corporations) owning the license and b) all located at a single site. This license is bound to a single natural person and is non-transferable.

#### O&O DiskRecovery Tech Edition

You are authorized to install and use the software product on all computers. This includes computers that do not belong to the company owning the license (also known as Service Technician's License). This license is bound to a single natural person and is non-transferable.

### **O&O DiskStat**

Amendment to: 2. Requirements for application (system requirements)

#### O&O DiskStat Professional Edition

The software requires the Windows 2000 Professional or Windows XP (all Editions) or Windows Vista (all Editions) operating systems. Usage within the terms of this contract is not achieved without the application of these operating systems.

#### O&O DiskStat Workstation Edition

The software requires the operating systems Windows 2000 (all editions), Windows Server 2003 (all editions), Windows XP (all editions), Windows Vista (all editions), or Windows Server 2008 (all editions). Usage within the terms of this contract is not achieved without the application of these operating systems. The O&O DiskStat Workstation Edition may be used on computers with or without the user interface. You are entitled to control this program over the separately obtainable network manager.

#### O&O DiskStat Server Edition

The software requires the Windows 2000 (all Editions), Windows Server 2003 (all Editions), Windows XP (all Editions), Windows Vista (all Editions) or Windows Server 2008 (all Editions) operating systems. Usage within the terms of this contract is not achieved without the application of these operating systems.

#### **O&O DriveLED**

Amendment to: 2. Requirements for application (system requirements)

The software requires the operating systems Windows 2000 (all editions), Windows Server 2003 (all editions), Windows XP (all editions). Usage within the terms of this contract is not achieved without the application of these operating systems.

#### **O&O Enterprise Management Console**

Important note on the Microsoft SQL Server

This product uses the Microsoft SQL Server or Microsoft SQL Server Express Edition. To the extent that these programs are part of the installation of this product, the terms of their licensing related to the use of this software will also apply to the terms of this agreement.

The use of Microsoft SQL Server Express Edition is free of charge in conjunction with this product. The purchase of licenses for O&O Enterprise Management Console and related products is separate from any possible purchase of SQL Server products.

Amendment to: 2. Requirements for application (system requirements)

The software requires the Windows 2000 (all Editions), Windows Server 2003 (all Editions), Windows XP (all Editions), Windows Vista (all Editions) or Windows Server 2008 (all Editions) operating systems. Usage within the terms of this contract is not achieved without the application of these operating systems.

#### **O&O FormatRecovery**

Amendment to: 2. Requirements for application (system requirements)

The software requires the Windows 2000 (all Editions), Windows Server 2003 (all Editions), Windows XP (all Editions), Windows Vista (all Editions) or Windows Server 2008 (all Editions) operating systems. Usage within the terms of this contract is not achieved without the application of these operating systems.

The product at hand can only be employed according to the acquired license. The following license types exist for O&O

FormatRecovery:

#### O&O FormatRecovery Personal Edition

## End user license agreement 2.1 (EULA)

You are authorized to install and use the software product on only one computer. Other limitations may apply in the software itself. Please consult the software documentation for more information on these limitations.

### O&O FormatRecovery Admin Edition

You are authorized to install and use the software product on all computers a) in the possession of the company (legal person or natural person(s) in the case of corporations) owning the license and b) all located at a single site. This license is bound to a single natural person and is non-transferable.

### O&O FormatRecovery Tech Edition

You are authorized to install and use the software product on all computers. This includes computers that do not belong to the company owning the license (also known as Service Technician's License). This license is bound to a single natural person and is non-transferable.

### **O&O MediaRecovery**

Amendment to: 2. Requirements for application (system requirements)

The software requires the Windows 2000 (all Editions), Windows Server 2003 (all Editions), Windows XP (all Editions), Windows Vista (all Editions) or Windows Server 2008 (all Editions) operating systems. Usage within the terms of this contract is not achieved without the application of these operating systems.

### **O&O PartitionManager**

Important note on the Windows PE Start CD

The Microsoft® Windows™ Preinstallation Environment contained in this hardware or this software may only be used for starting, diagnosing, setup, restoration, installation, configuration, testing or disaster recovery.

NOTE: THIS SOFTWARE CONTAINS A SECURITY FEATURE THAT WILL CAUSE END USER'S SYSTEM TO REBOOT WITHOUT PRIOR NOTIFICATION TO THE END USER AFTER 72 HOURS OF CONTINUOUS USE.

Amendment to: 2. Requirements for application (system requirements)

### O&O PartitionManager Professional Edition

The software requires the operating systems Windows 2000 (all editions), Windows Server 2003 (all editions), Windows XP (all editions), Windows Vista (all editions), or Windows Server 2008 (all editions). Usage within the terms of this contract is not achieved without the application of these operating systems.

### **O&O RegEditor**

Important note for working with the Microsoft Windows Registry

Before making changes to the Microsoft Windows Registry (in the following Registry), you should prepare a backup copy of the Registry and ensure that you'll be able to restore the Registry if a problem should arise.

O&O formally declares that it is not responsible for damages arising from the improper use of O&O RegEdit. Changes to the Registry should only be made by experienced users who are aware of the con-

## End user license agreement 2.1 (EULA)

sequences of such changes. A defective Registry can influence the entire stability of the system and lead to a crash of the computer or make it unable to start. This can further lead to loss of data.

### Amendment to: 2. Requirements for application (system requirements)

The software requires the Windows 2000 (all Editions), Windows Server 2003 (all Editions), Windows XP (all Editions), Windows Vista (all Editions) or Windows Server 2008 (all Editions) operating systems. Usage within the terms of this contract is not achieved without the application of these operating systems.

### Amendment to: 4. Payment

O&O demands no fee for the use of this license. In addition, a fee for this license and this program may not be demanded by any Third Parties, unless this is done with the expressed approval of O&O. When in doubt, please get in touch with us.

## **O&O RescueBox**

### Important note on the Windows PE Start CD

The Microsoft® Windows™ Preinstallation Environment contained in this hardware or this software may only be used for starting, diagnosing, setup, restoration, installation, configuration, testing or disaster recovery.

NOTE: THIS SOFTWARE CONTAINS A SECURITY FEATURE THAT WILL CAUSE END USER'S SYSTEM TO REBOOT WITHOUT PRIOR NOTIFICATION TO THE END USER AFTER 72 HOURS OF CONTINUOUS USE.

### Amendment to: 2. Requirements for application (system requirements)

The software requires the Windows 2000 (all Editions), Windows Server 2003 (all Editions), Windows XP (all Editions), Windows Vista (all Editions) or Windows Server 2008 (all Editions) operating systems. Usage within the terms of this contract is not achieved without the application of these operating systems.

The product at hand can only be employed according to the acquired license. The following license types exist for O&O RescueBox:

#### O&O RescueBox Personal Edition

You are authorized to install and use the software product on only one computer. Other limitations may apply in the software itself. Please consult the software documentation for more information on these limitations.

#### O&O RescueBox Admin Edition

You are authorized to install and use the software product on all computers a) in the possession of the company (legal person or natural person(s) in the case of corporations) owning the license and b) all located at a single site. This license is bound to a single natural person and is non-transferable.

#### O&O RescueBox Tech Edition

You are authorized to install and use the software product on all computers. This includes computers that do not belong to the company owning the license (also known as Service Technician's License). This license is bound to a single natural person and is non-transferable.

## **O&O SafeErase**

Amendment to: 2. Requirements for application (system requirements)

The software requires the Windows 2000 (all Editions), Windows Server 2003 (all Editions), Windows XP (all Editions), Windows Vista (all Editions) or Windows Server 2008 (all Editions) operating systems. Usage within the terms of this contract is not achieved without the application of these operating systems.

**O&O UnErase**

Amendment to: 2. Requirements for application (system requirements)

The software requires the Windows 2000 (all Editions), Windows Server 2003 (all Editions), Windows XP (all Editions), Windows Vista (all Editions) or Windows Server 2008 (all Editions) operating systems. Usage within the terms of this contract is not achieved without the application of these operating systems.

The product at hand can only be employed according to the acquired license. The following license types exist for O&O UnErase:

O&O UnErase Personal Edition

You are authorized to install and use the software product on only one computer. Other limitations may apply in the software itself. Please consult the software documentation for more information on these limitations.

O&O UnErase Admin Edition

You are authorized to install and use the software product on all computers a) in the possession of the company (legal person or natural person(s) in the case of corporations) owning the license and b) all located at a single site. This license is bound to a single natural person and is non-transferable.

O&O UnErase Tech Edition

You are authorized to install and use the software product on all computers. This includes computers that do not belong to the company owning the license (also known as Service Technician's License). This license is bound to a single natural person and is non-transferable.